



ANDA U MEDICAL

**adme**tec loupes

# PRISMATICS

## A NEW GENERATION OF PRECISION





A sleek new design engineered for higher function. Lighter weight, sharper optics, and more magnification options to support you further.

PRODUCT SPECIFICATIONS →

# PRISMATICS *A NEW GENERATION OF PRECISION.*

Admetec's new generation of Prismatic Loupes provide enhanced magnification while maintaining a wide field of view, delivering sharp, edge-to-edge clarity with true-to-life color accuracy.

Now available in 4 magnification levels, each pair is custom-tailored to your exact working distance for optimal precision and comfort.

	3.8x	Field of View 100mm	Weight 50gr
		Depth of field 95mm	
	4.8x	Field of View 78mm	Weight 51gr
		Depth of field 80mm	
	5.8x	Field of View 62mm	Weight 50gr
		Depth of field 65mm	
	7.2x	Field of View 100mm	Weight 52gr
		Depth of field 95mm	

*GET IN  
TOUCH*

