

ANDAU MEDICAL LOUPES + LIGHTS

BY

admetec
We've got your back



ANDAU MEDICAL

ANDAOU MEDICAL

LOUPES + LIGHTS

BRIDGING THE GAP BETWEEN INNOVATION AND YOUR CLINICAL NEEDS

Andau is a Medical and Dental device company focused on providing the market with quality technologies that improve patient outcomes and enhance clinical experience in delivering exceptional patient care.

Our innovative Admetec Loupes + Lights offer the best ergonomics and customization available on the market. Our lighting systems, both wired and wireless, are recognized as being the brightest, lightest and most innovative lights in the industry, including lights specifically designed for our ergonomic loupes.

WHY US

- High Quality, Innovative Technology
- Highly Trained and Knowledgeable Territory Managers
- High Level Prescription Support
- Exceptional Customer Service
- Broadest Range of Magnification - from 2.5x to 10x
- Competitive Pricing
- Long Term Attentive Customer Support
- 100% Customer Satisfaction Guarantee
- Lightest Weight and Loupe + Light Combination on the Market
- Brightest Wireless Light on the Market
- Fast Turnaround Time on Repairs
- Focused on Ergonomics and User Comfort

Our philosophy is to ensure that our customers are 100% satisfied and with this in mind, we are proud to offer 3-Month Customized Support and a lifetime warranty*.

PRESCRIPTION ACCOMMODATION

To ensure we are meeting your needs by producing fully functional loupes with the highest quality of visibility, a copy of a recent eye exam (dated within the last 12 months) must be submitted with every order. Once received, our team and Admetec (the manufacturer) will review to determine if an internal adjustment/prescription is required within the oculars.

At this same time, you will have the ability to request correction needs be added into the external lens (this portion is optional). Your territory manager will discuss this customization of external options with you. In preparation for your loupe meeting, it is encouraged to make a copy of your eye exam to share with your territory manager. This helps to expedite the next steps in the process.

*For full details please visit the Support page of our website at andaumedical.com

ANDAU MEDICAL

ERGO LOUPES



Andau has partnered with Admetec to bring a game-changing line of ergonomic Loupes + Lights to Dentists, Hygienists and Surgeons.

Our Ergo Loupes enable you to be in a neutral position while you work, alleviating strain on the eyes, neck, back + shoulders.

< Nancy Adair, Hygiene Excellence Inc., Calgary, AB



3.0x



4.0x



5.0x



6.0x



7.5x



10.0x

MAGNIFICATION	FIELD OF VIEW	DEPTH OF FIELD
3.0X	6"	4.5"
4.0X	4"	4"
5.0X	3.4"	3.5"
6.0X	2.5"	3"
7.5X	2"	2.4"
10.0X	1.6"	1.8"

3.0x



4.0x



5.0x



6.0x



7.5x



10x



*Images represent magnification not field of view

ANDAU MEDICAL

GALILEAN LOUPES

High quality Galilean binoculars installed into the loupes are extremely close to the eye and therefore provide a wide field of vision.



2.5x | JAZZ



2.7x | MORRIZ OF SWEDEN



3.2x | BOLLE

2.5X MAGNIFICATION

The best choice for general dental treatment - these afford sufficient magnification, without decreasing the focal depth, while allowing a comparatively wide field of vision.

2.7X MAGNIFICATION

Offers a generous field of view and increased magnification, providing greater clinical detail.

3.2X MAGNIFICATION

This degree of magnification provides the most detailed, high-resolution view of the microscopic area.

MAGNIFICATION	FIELD OF VIEW	DEPTH OF FIELD
3.0X	6"	4.5"
4.0X	4"	4"
5.0X	3.4"	3.5"

2.5x



2.7x



3.2x



**Images represent magnification not field of view*

ANDAU MEDICAL

PRISMATIC LOUPES



5.5x | MORRIZ OF SWEDEN (wide)



4.0x | JAZZ



4.8x | MORRIZ OF SWEDEN

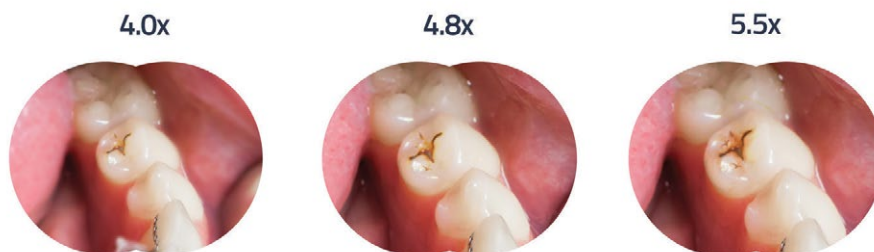
Admetec Prismatic loupes are ideal for surgeons who require higher magnification for critical surgical procedures.

The prismatic optical system produces a highly detailed image with crisp edge-to-edge clarity and precise colour rendition, which is ideal for intricate surgeries.

Admetec Prismatic system's lenses are treated with an anti-reflective coating to aid in producing the superior image.

Aesthetic beauty, perfection of design and acute visual performance are the unique trademarks of Admetec product. Defined by those very same standards, our Prismatic loupes are an exceptional product that combines materials that are strong and lightweight so you can exercise your skills under optimal conditions and focus solely on the task at hand.

MAGNIFICATION	FIELD OF VIEW	DEPTH OF FIELD
4.0X	4"	3.5"
4.8X	3"	3"
5.5X	2.5"	3"



**Images represent magnification not field of view*

ANDAUMEDICAL

BUTTERFLY LIGHTS

EXPERIENCE EXTRAORDINARY ILLUMINATION

butterfly



Having proper illumination during procedures and examinations is crucial to ensuring that critical details are not overlooked by the naked eye.

While magnification may enhance your viewing field; proper lighting will work to eliminate shadows that may impede your field of view.

The Butterfly is the best wireless light available on the market, offering the brightest light with the lightest weight.

Advanced technologies and control measures ensure that the intensity of the light remains uniform even as the battery is being depleted. This easy-to-use system enables quick swapping of the battery during procedures via magnetic attachment.

The Butterfly comes with a light source, three batteries, a convenient magnetic clip charger and yellow flip-up anti-curing filter.

ANDAU MEDICAL

ORCHID LIGHTS

EXPERIENCE EXTRAORDINARY ILLUMINATION



ORCHID / ORCHID-E
BRIGHTER. LIGHTER. ERGONOMIC.



ORCHID-S / ORCHID ERGO

The ORCHID light is the first of its kind in the global market. It is remarkable for being lightweight while still providing a well-focused and shadow-free light.

The ORCHID-F and ORCHID Ergo models are uniquely designed with an integrated yellow anti-curing filter, which can be turned on or off with the press of a button.

The ORCHID-S and ORCHID Ergo models are our most powerful headlights yet! They have been created to provide a clear, shadow-free area of high visual acuity and designed for micro surgical procedures. This is a perfect light for higher magnification loupes, such as our 5.0x to 10.0x Ergos.

All models come with a light source and two battery packs equipped with a digital dimmer, battery charge indicator, yellow anti-curing filter*, and a Lithium-ion battery to enable many hours of uninterrupted work.



SURGICAL HEADBAND

Lightweight design - 4.5g
Fully adjustable and wipeable
Comfortable fit

HOW DO I CHOOSE THE RIGHT HEADLIGHT FOR MY LOUPES?

Implementing a headlight is essential when working with loupes. Loupes and lights are complementary - they are two elements of one solution. Each affects the other and both impact your comfort and efficiency.

When choosing a headlight, consider these 4 elements:

- Wired or cordless?
- How heavy is it?
- How will the light intensity (LUX) impact your work?
- Which light is compatible with your loupes magnification?

We have created a simple guide to help match Admetec loupes and lights. Please note that these are general recommendations, based on our experience and customer feedback. One of the most important variables to consider is something that we cannot calculate - your unique situation and preferences.

		BUTTERFLY	BUTTERFLY-S	ORCHID	ORCHID-F	ORCHID ERGO	ORCHID-S
CONNECTION TYPE		Cordless	Cordless	Wired	Wired	Wired	Wired
BRIGHTNESS		35,000 lux	55,000 lux	80,000 lux	80,000 lux	150,000 lux	220,000 lux
WEIGHT		23 grams	29 grams	8.3 grams	8.3 grams	11.5 grams	11.5 grams
TOTAL RUN TIME		2 hrs	2 hrs	6 hrs	6 hrs	6 hrs	4 hrs
BATTERIES PER PACK		3	3	2	2	2	2
CHARGE TIME		1.5 hrs	1.5 hrs	2.5 hrs	2.5 hrs	2.5 hrs	2.5 hrs
COMPATIBLE MAGNIFICATION	GALILEAN	2.5x, 2.7x, 3.2x	2.5x, 2.7x, 3.2x	2.5x, 2.7x, 3.2x	2.5x, 2.7x, 3.2x	3.2x	3.2x*
	PRISMATIC	4.0x, 4.8x, 5.5x	4.0x, 4.8x, 5.5x	4.0x, 4.8x, 5.5x	4.0x, 4.8x, 5.5x	5.5x	5.5x
	ERGONOMIC	3.0x, 4.0x 5.0x	5.0x, 6.0x, 7.5x, 10x	3.0x, 4.0x, 5.0x, 6.0x	3.0x, 4.0x, 5.0x, 6.0x	7.5x, 10.0x	7.5x, 10.0x

**The field of view is larger than the circumference of the light beam. This means that although you will have a very strong beam of light, it will not illuminate your entire field of view, creating dark borders around the edge of your field of view. Surgeons sometimes choose this combination, knowing that their headlight will provide the pinpoint illumination they need while the rest of the operating field will be illuminated by their overhead light.*

ANDAU MEDICAL

FRAMES



NEW

INDIE

titanium | available in black, midnight blue, champagne, and orange lava



SOUL
titanium | available in red, black, brown, and pink



BLUES

titanium | available in black, bronze, blue, and pink



MORRIZ OF SWEDEN
titanium | available in black, blue, green, and red



ANDAU MEDICAL

FRAMES



PROGEAR

plastic | available in black, grey/red, white/blue, and white/green



JAZZ MEDIUM
titanium | available in red, orange, and blue



NEW

JAZZ LARGE

titanium | available in red, orange and blue



BOLLE
plastic | available in gunmetal



ANDAU MEDICAL

FLAMINGO



NEW


FLAMINGO

Intergrated HD camera & headlight

Elegant. Effective. Unique.

Contact us to take THE ERGO CHALLENGE

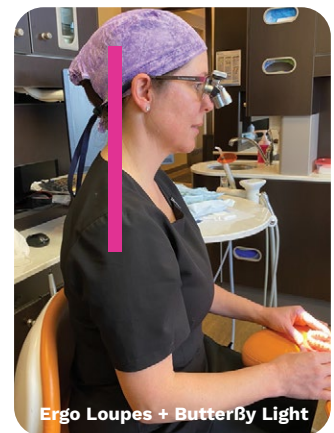
We will show you side-by-side photos of your improved ergonomic working position.



admetec
ergo



Traditional Loupes



Ergo Loupes + ButterBy Light

Dr. M. Given | Airdrie, AB